



2-Port Quad DP KVM Switch

ICP-15DP421RR-4K

User's Guide

Copyright (2021) ICP Global
(1. Aug. 2021)

ICP GLOBAL PTY LTD

SUITE 603, LEVEL 6

❖ EASTGARDENS OFFICE TOWER

❖ 152 BUNNERONG ROAD

❖ EASTGARDENS NSW 2036

TEL: (02) 9314-2092

❖ FAX: (02) 9344-9537

Web <http://www.icpglobal.net.au>

■ Package Contents

The **ICP-15DP421RR-4K** package consists of:

- 1 x **ICP-15DP421RR-4K** 2-Port Quad DP
- 1 x KVM SwitchRack Mount kit
- 1 x Switching Button Extension Cable

■ Introduction

ICP-15DP421RR-4K is a 2-Port Quad DP KVM switch provides a single user interaction with 2 PCs with quad DisplayPort video outputs using up to four screens and a single mouse & keyboard set.

ICP GLOBAL PTY LTD

SUITE 603, LEVEL6

❖ EASTGARDENS OFFICE TOWER

❖ 152 BUNNORONG ROAD

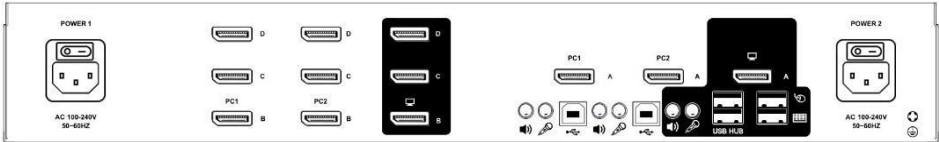
❖ EASTGARDENS NSW 2036









TEL: (02) 9314-2092

❖ FAX: (02) 9344-9537

Web <http://www.icpglobal.net.au>

■ Rear Panel View




Connector	Description	
1. POWER 1/2	Dual AC 100-240V 50-60Hz Power Inputs	
2. PC1/2 DP-In	Quad (A,B,C,D) DP input sources from PC1/PC2	
3. PC1/2 Line/Mic In	Audio Line-In/Mic from PC1 and PC2 Line-Out and Microphone	
4. PC1/2 USB-B	USB-B Upstream to PC1 and PC2	
5. Console DP-Out	Console Quad (A,B,C,D) DP outputs	
6. Console Line/Mic Out	Console Audio Line-Out/Microphone	
7. Console USB HUB	Console USB HUB for devices	
8. Console Keyboard Mouse	Console Keyboard/Mouse	

■ Front Panel View



Multi-DISPLAY 4K UHD
USB DP KVM Switch System



Connector	Description
1. PC1/2 Online LED	Red LED to indicate PC1/PC2 Online status
2. PC1/2 Select LED	Green LED to indicate PC1/PC2 selected
3. MSDI	Connects to Switching Button Extension Cable
4. RST	Button to reset the internal KVM board

■ Installation

1. Use DP-to-DP cables to connect PC1/2 DP video sources to ICP-15DP421RR-4K DP-In port.
2. Use USB B-to-A cable to connect PC1/2 USB to ICP-15DP421RR-4K USB-B port.
3. Attach 4 DisplayPort monitors to the ICP-15DP421RR-4K Console DP-Out.
4. Attach USB keyboard/mouse to the ICP-15DP421RR-4K Console Keyboard Mouse port
5. Optionally use audio cables to connect PC1/2 Line-Out/Mic-In to ICP-15DP421RR-4K PC1/2 Line/Mic port.
6. Optionally use audio cables to connect Speaker/Microphone to ICP-15DP421RR-4K Console Line/Mic Out port.
7. Optionally attach the Switching Button Extension Cable to the ICP-15DP421RR-4K Front panel MSDI port.
8. Connect AC power source to the ICP-15DP421RR-4K Dual AC 100-240V 50-60Hz Power Input ports, Power ON.

■ Operation --- Switch PC by Hotkey

9. The ICP-15DP421RR-4K supports the following hotkeys for the KVM switching. To toggle switching: <Ctrl> + <Ctrl> + <Enter>
To assign switching: <Scroll Lock> + <Scroll Lock> 1 or 2

■ Operation --- Switch PC by Front Panel Button

10. The ICP-15DP421RR-4K provides a "Select" button for the KVM switching PC 1 and PC 2.

■ Operation --- Switch PC by Switching Button Extension Cable

Press the button on the Switching Button Extension Cable to toggle switching PC1 and PC2.

■ Specifications

- 1.5RU Rack Mount
- Dual Redundant power supplies 100~240V AC
- Dual Port KVM
- Quad Display Ports up to 3840 x 2160 @ 60Hz
- USB Keyboard and Mouse
- 2 Port USB2.0 HUB
- Microphone and Audio ports
- Front Push Button – PC1 and PC2
- MSDI Port – remote control switching
- Dimensions (WxHxD) – 438mm x 67mm x 165mm
- Nett Weight – 0.250 KG including rack kit and MSDI remote
- Certifications – CE, FCC, RoHs
- MTBF – Approximately 649.1K hrs min. MIL-HDBK-217F (25°C)
- Environmental Operating Temperature – 0 ~40°C
- Environmental Relative Humidity Operating – 20 ~90%
- MSDS - Material Safety Data Sheet : RoHs
- Service Life – 8 years
- Shelf Life – 5 years
- Manufactured under ISO 9001-2015
- Manufactured Taiwan ROC

ICP GLOBAL PTY LTD

SUITE 603, LEVEL 6

❖ EASTGARDENS OFFICE TOWER

❖ 152 BUNNERONG ROAD

❖ EASTGARDENS NSW 2036

TEL: (02) 9314-2092

❖ FAX: (02) 9344-9537

Web <http://www.icpglobal.net.au>